

TeleMedicine Clinic Instructions

for Alan M Hirahara, MD, FRCSC

Any desktop, laptop, phone, or tablet can be used for your appointment. We will be using the Zoom platform for your appointment. You will need a camera, microphone, and speaker attached to your device.

Quick-Start Guide

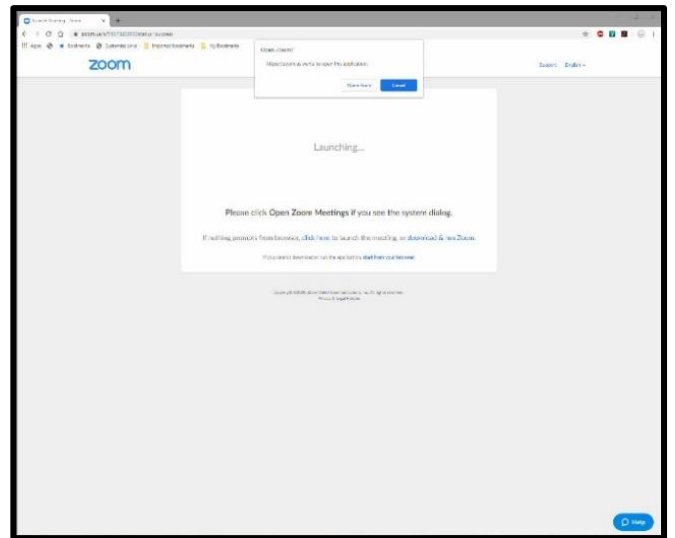
Hyperlink for Access: <https://zoom.us/j/9167323000>

Meeting Number: [9167323000](https://zoom.us/j/9167323000)

For detailed instructions on how to access your scheduled appointment, please see below:

Using a Browser

- 1) Click on the hyperlink for Dr. Hirahara: <https://zoom.us/j/9167323000>
- 2) Or open a browser window using Chrome or Firefox (Internet Explorer not supported).
 - a. Then type in the web address.
- 3) A box will open to download or open the Zoom application, which you will accept to download and/or open the app.
 - a. If you do not wish to download or use the Zoom app, click on the link to “start from your browser”
- 4) Go to instructions for “After the App opens” below

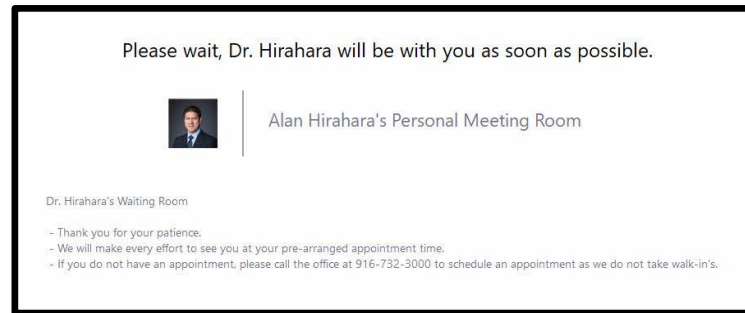


Using the Zoom App directly

- 1) Open the Zoom app
- 2) Press on Join a Meeting
- 3) Enter the Meeting Number: [9167323000](https://zoom.us/j/9167323000)
- 4) Go to instructions for “After the App opens” below

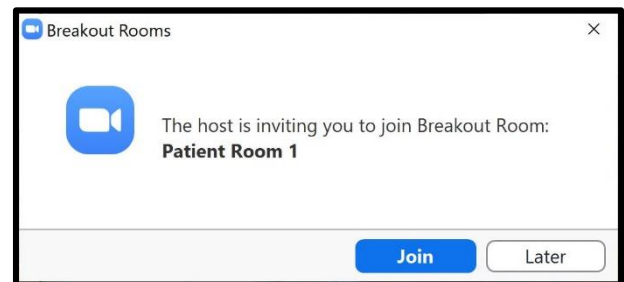
After the App opens

- 1) If you are asked, choose “Join with Video”.
 - a. If you have a webcam, your computer may ask you for permission to use it. Please accept.
- 2) You will then be placed into our Waiting Room as seen to the right.



- 3) When admitted, choose “Join with Audio”.
 - a. Your computer may ask you for permission to use its microphone. Please accept.
- 4) Please be patient, we will be seeing patients as quickly as possible.

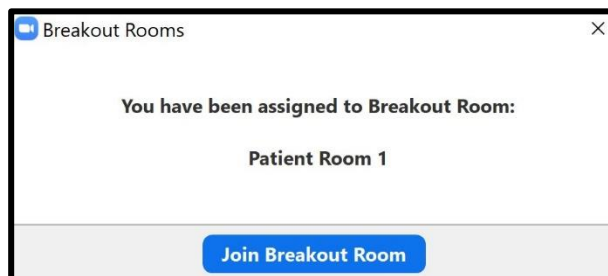
- a. You will be admitted into the meeting and then asked to join a “Breakout Room”.
- b. Press “Join” to be placed into your assigned Breakout Room (Patient Exam Room).



- c. If you are on a computer and the above message does not display, please press the “Breakout Rooms” tab on the task bar shown below.



- d. A popup will appear like the one shown below. Press “Join Breakout Room” to be placed into your assigned Breakout Room (Patient Exam Room).



- e. Dr. Hirahara will see you when he is available for your appointment.